




City


110/230 Vac
24 Vdc


100% Produced in Italy

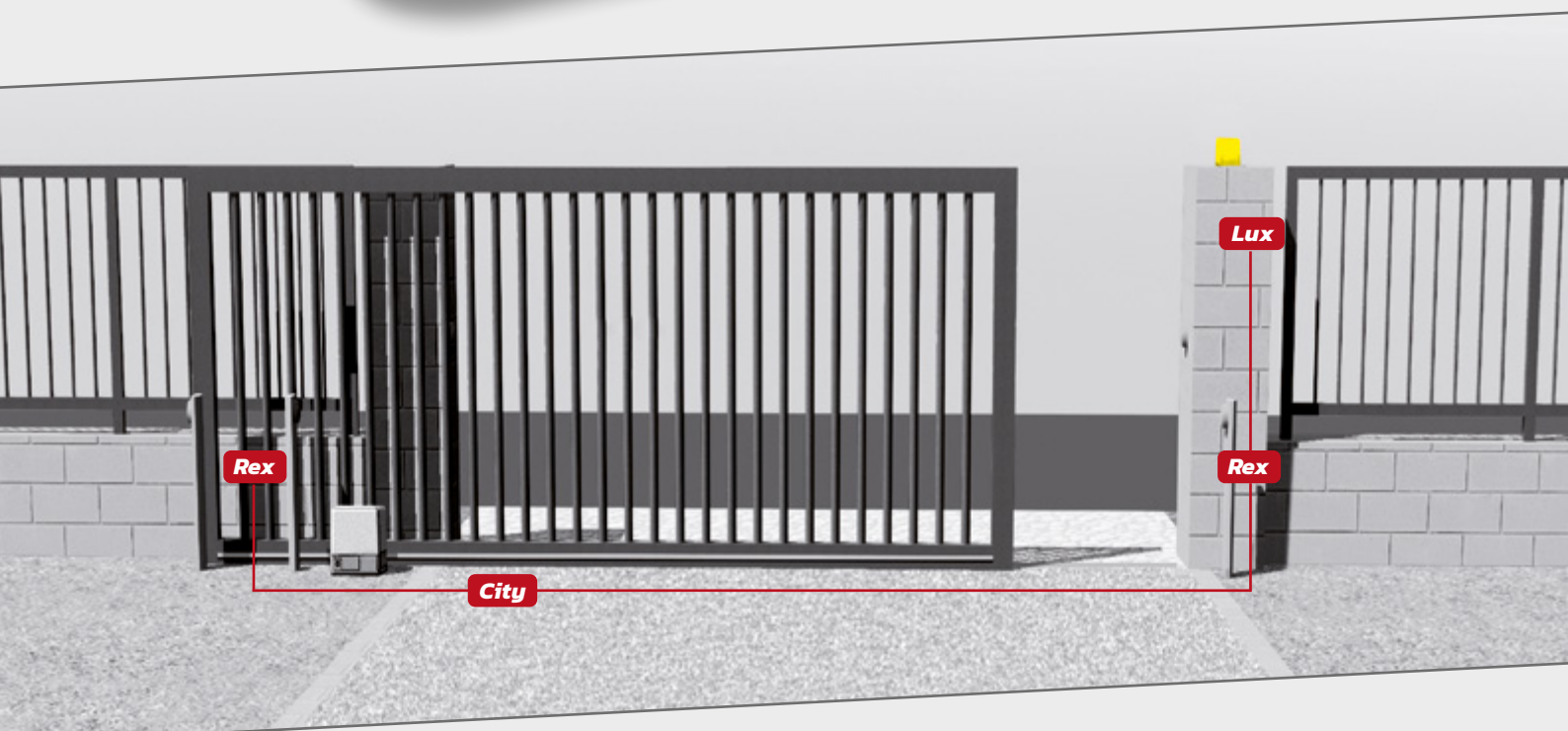


 **City** è un motoriduttore elettromeccanico per cancelli scorrevoli. Gamma motori con portate 600, 800, 1200 kg (230 Vac) e 800 kg (24 Vdc)

 **City** is an electromechanical gear operator for sliding gates. Range of operators 600, 800, 1200 kg (230 Vac) and 800 kg (24 Vdc)

 **City** es un motoreductor electromecánico para puertas corredizas. Gama de motores para 600, 800, 1200 kg (230 Vac) y 800 kg (24 Vdc)

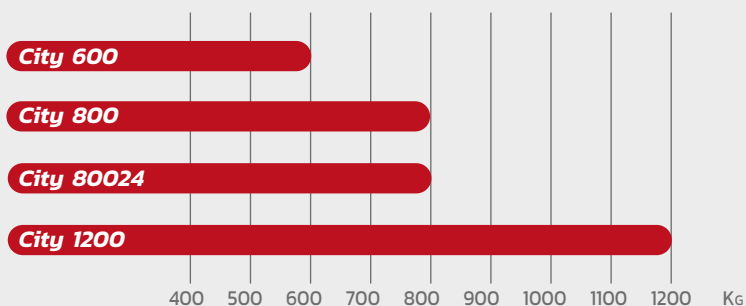
 **City** est un opérateur électromécanique pour portails coulissants. Gamme de moteurs: 600, 800, 1200 kg (230 Vac) et 800 kg (24 Vdc)



Scorrevole / Sliding / Corredera / Coulissant

DPlus
AUTOMATION SYSTEMS

DATI TECNICI / TECH. DATA	City 600 Speed	City 600	City 800	City 80024	City 1200
ALIMENTAZIONE GENERALE / MAIN POWER SUPPLY	110/230 Vac	110/230 Vac	110/230 Vac	110/230 Vac	110/230 Vac
ALIMENTAZIONE MOTORE / POWER SUPPLY	230 Vac 50/60 Hz	110/230 Vac 50/60 Hz	110/230 Vac 50/60 Hz	24 Vdc 50/60 Hz	110/230 Vac 50/60 Hz
TEMPERATURA DI ESERCIZIO / OPERATING TEMPERATURE	-20° +55°	-20° +55°	-20° +55°	-20° +55°	-20° +55°
PESO MASSIMO CANCELLO / MAXIMUM GATE WEIGHT	600 KG	600 KG	800 KG	800 KG	1200 KG
POTENZA / RATED POWER	300 W	300 W	320 W	50 W	340 W
ASSORBIMENTO / ABSORBED POWER	2 A	1,8 A	2 A	4 A	2,2 A
CONDENSATORE / CAPACITOR	12,5 µF	10 µF	12,5 µF	-	16 µF
GRADO IP / IP	44	44	44	44	44
PESO MOTORE / WEIGHT	10 KG	10 KG	10 KG	10 KG	10 KG
VELOCITÀ DI APERTURA / OPENING TIME	18 M/MIN	10 M/MIN	10 M/MIN	10 M/MIN	10 M/MIN



- Peso massimo dei cancelli azionabili dai motori della gamma **City**.
- Maximum capacity of **City** operators..
- Peso máximo de las puertas por los motores de la gama **City**.
- Poids maximum des portails entraînés par les opérateurs **City**.

